




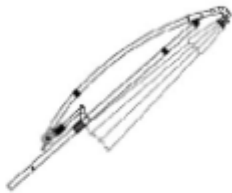



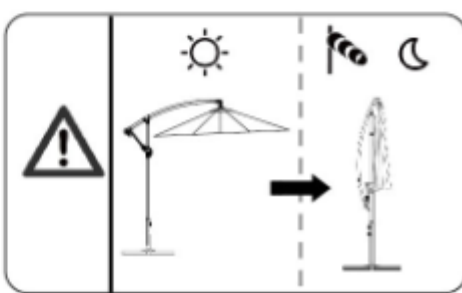
## 3M HANGING MARKET UMBRELLA

---

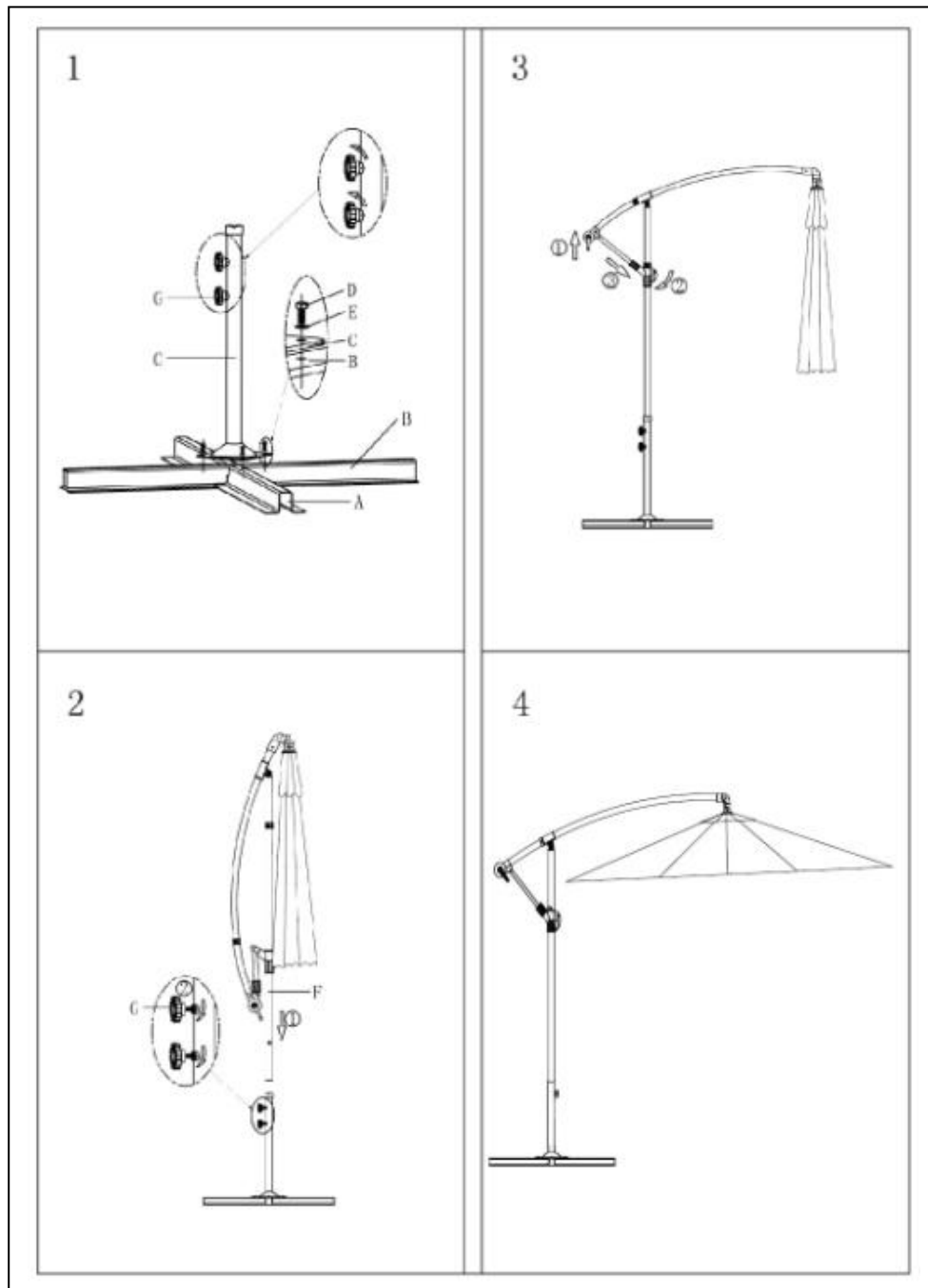
### Assembly Instructions



## Package Content

A		1x	E	 (28)	4x
B		1x	F		1x
C		1x	G		2x
D		4x			

## Assembly Instructions



## Care & Maintenance

---

### Warnings

For domestic use only.

We suggest you retain these instructions for future reference

Keep out reach of children.

Keep children well away from construction area.

Please periodically check all fitting and re-tighten as necessary.

We suggest you spend a short time reading through this leaflet before you start.

When you are ready , make sure that you have the right tools and plenty of space .

Unwrap all package materials and place the components on a clean surface .

Carefully check that you have all the parts before beginning assembly .

### Safety Instructions

Ensure any safety lock is correctly located and locked in place.

Keep hands away from folding mechanism to prevent possible entrapment .

Please make sure that the product is clean and dry before putting it into storage .

To clean umbrella please use mild detergent in warm water, rinse with clean water and dry thoroughly .

Do not use abrasive cleaners, strong detergents, bleach, acid or solvents on the frame parts.

Please do not leave your products outside when not in use, during bad weather and winter months(Products should be dismantled and stored in a cool dry place)



# CHARLES BENTLEY

---

EST. 1860

Find Us On



**Contact : [customerservices@buydirect4u.co.uk](mailto:customerservices@buydirect4u.co.uk)**

**Please Retain Instructions For Future Use**

CHARLES BENTLEY & SON LTD  
NORTH ROAD, LOUGHBOROUGH, LEICESTERSHIRE, LE11 1QJ